

INT. ADAC Kartrennen Mülsen

X30 JUNIOR


Arena E Mülsen 1,315 Km

Super Heat

21.04.2024 12:25

Race (12 Laps) started at 12:29:36

Lap	Time of Day	Lap Tm	Diff	S1 Tm	S2 Tm	Lap	Time of Day	Lap Tm	Diff	S1 Tm	S2 Tm
(605) Lars Ramaer						(630) Adrian Lorenz					
1	12:30:33.587	57.421	+3.921			2	12:31:29.738	54.995	+0.996	39.621	15.374
2	12:31:28.450	54.863	+1.363			3	12:32:24.422	54.684	+0.685	39.277	15.407
3	12:32:22.797	54.347	+0.847			4	12:33:18.747	54.325	+0.326	38.962	15.363
4	12:33:16.859	54.062	+0.562			5	12:34:13.480	54.733	+0.734	39.353	15.380
5	12:34:11.048	54.189	+0.689			6	12:35:08.844	55.364	+1.365	39.828	15.536
6	12:35:05.046	53.998	+0.498			7	12:36:04.225	55.381	+1.382	39.936	15.445
7	12:35:58.881	53.835	+0.335			8	12:36:59.307	55.082	+1.083	39.670	15.412
8	12:36:52.760	53.879	+0.379			9	12:37:53.373	54.066	+0.067	38.646	15.420
9	12:37:46.296	53.536	+0.036			10	12:38:47.610	54.237	+0.238	38.764	15.473
10	12:38:39.796	53.500				11	12:39:41.609	53.999		38.640	15.359
11	12:39:33.339	53.543	+0.043			12	12:40:36.141	54.532	+0.533	38.955	15.577
12	12:40:26.993	53.654	+0.154			(630) Adrian Lorenz					
(622) Marius Bonconseil						1	12:30:34.302	57.887	+4.349	42.190	15.697
1	12:30:35.674	59.471	+6.059	43.744	15.727	2	12:31:29.497	55.195	+1.657	39.748	15.447
2	12:31:30.339	54.665	+1.253	39.356	15.309	3	12:32:24.155	54.658	+1.120	39.287	15.371
3	12:32:24.766	54.427	+1.015	39.110	15.317	4	12:33:18.459	54.304	+0.766	38.969	15.335
4	12:33:18.881	54.115	+0.703	38.856	15.259	5	12:34:12.861	54.402	+0.864	38.918	15.484
5	12:34:13.048	54.167	+0.755	38.985	15.182	6	12:35:08.881	56.020	+2.482	40.636	15.384
6	12:35:07.191	54.143	+0.731	38.692	15.451	7	12:36:03.840	54.959	+1.421	39.499	15.460
7	12:36:01.075	53.884	+0.472	38.459	15.425	8	12:36:58.005	54.165	+0.627	38.662	15.503
8	12:36:54.751	53.676	+0.264	38.277	15.399	9	12:37:51.961	53.956	+0.418	38.777	15.179
9	12:37:48.398	53.647	+0.235	38.246	15.401	10	12:38:45.659	53.698	+0.160	38.437	15.261
10	12:38:41.815	53.417	+0.005	38.068	15.349	11	12:39:39.197	53.538		38.353	15.185
11	12:39:35.227	53.412		38.178	15.234	12	12:40:34.500	55.303	+1.765	38.743	16.560
12	12:40:28.689	53.462	+0.050	38.165	15.297	(615) Emilio Bernd					
(677) Moritz Weber						1	12:30:39.191	1:02.474	+8.311	46.544	15.930
1	12:30:33.846	57.640	+3.687	41.938	15.702	2	12:31:36.196	57.005	+2.842	41.235	15.770
2	12:31:29.216	55.370	+1.417	39.842	15.528	3	12:32:31.996	55.800	+1.637	40.199	15.601
3	12:32:23.984	54.768	+0.815	39.204	15.564	4	12:33:27.690	55.694	+1.531	40.068	15.626
4	12:33:18.376	54.392	+0.439	38.906	15.486	5	12:34:22.536	54.846	+0.683	39.299	15.547
5	12:34:12.984	54.608	+0.655	39.243	15.365	6	12:35:17.262	54.726	+0.563	39.073	15.653
6	12:35:07.900	54.916	+0.963	39.455	15.461	7	12:36:11.712	54.450	+0.287	38.933	15.517
7	12:36:02.127	54.227	+0.274	38.732	15.495	8	12:37:06.468	54.756	+0.593	39.196	15.560
8	12:36:56.362	54.235	+0.282	38.733	15.502	9	12:38:00.741	54.273	+0.110	38.843	15.430
9	12:37:50.526	54.164	+0.211	38.742	15.422	10	12:38:55.261	54.520	+0.357	39.044	15.476
10	12:38:44.676	54.150	+0.197	38.638	15.512	11	12:39:49.424	54.163		38.690	15.473
11	12:39:38.629	53.953		38.577	15.376	12	12:40:43.833	54.409	+0.246	38.883	15.526
12	12:40:33.578	54.949	+0.996	39.030	15.919	(620) Constantin Papst					
(633) Lukas Roos						1	12:30:38.765	1:01.836	+7.683	46.011	15.825
1	12:30:37.514	1:01.158	+7.774	45.435	15.723	2	12:31:35.029	56.264	+2.111	40.746	15.518
2	12:31:33.055	55.541	+2.157	40.137	15.404	3	12:32:31.682	56.653	+2.500	41.053	15.600
3	12:32:27.447	54.392	+1.008	39.001	15.391	4	12:33:26.846	55.164	+1.011	39.585	15.579
4	12:33:21.355	53.908	+0.524	38.575	15.333	5	12:34:21.696	54.850	+0.697	39.271	15.579
5	12:34:15.149	53.794	+0.410	38.472	15.322	6	12:35:16.259	54.563	+0.410	38.993	15.570
6	12:35:09.166	54.017	+0.633	38.755	15.262	7	12:36:10.771	54.512	+0.359	39.026	15.486
7	12:36:04.324	55.158	+1.774	39.777	15.381	8	12:37:05.344	54.573	+0.420	39.027	15.546
8	12:36:58.140	53.816	+0.432	38.461	15.355	9	12:37:59.497	54.153		38.667	15.486
9	12:37:51.822	53.682	+0.298	38.299	15.383	10	12:38:55.016	55.519	+1.366	39.938	15.581
10	12:38:45.395	53.573	+0.189	38.278	15.295	11	12:39:49.711	54.695	+0.542	39.273	15.422
11	12:39:38.779	53.384		38.146	15.238	12	12:40:44.438	54.727	+0.574	39.028	15.699
12	12:40:33.958	55.179	+1.795	39.062	16.117	(660) Maxi Eigner					
(608) Elias Tittus						1	12:30:37.297	1:00.716	+6.578	44.899	15.817
1	12:30:34.982	58.493	+4.653	42.730	15.763	2	12:31:34.562	57.265	+3.127	41.574	15.691
2	12:31:30.275	55.293	+1.453	39.768	15.525	3	12:32:31.582	57.020	+2.882	41.360	15.660
3	12:32:25.343	55.068	+1.228	39.627	15.441	4	12:33:28.567	56.985	+2.847	41.355	15.630
4	12:33:19.624	54.281	+0.441	38.820	15.461	5	12:34:23.838	55.271	+1.133	39.723	15.548
5	12:34:13.730	54.106	+0.266	38.744	15.362	6	12:35:18.920	55.082	+0.944	39.571	15.511
6	12:35:09.128	55.398	+1.558	39.983	15.415	7	12:36:13.616	54.696	+0.558	39.215	15.481
7	12:36:04.388	55.260	+1.420	40.072	15.188	8	12:37:08.261	54.645	+0.507	39.134	15.511
8	12:36:58.755	54.367	+0.527	38.950	15.417	9	12:38:02.588	54.327	+0.189	38.962	15.365
9	12:37:52.599	53.844	+0.004	38.523	15.321	10	12:38:56.726	54.138		38.861	15.277
10	12:38:46.439	53.840		38.407	15.433	11	12:39:50.988	54.262	+0.124	38.895	15.367
11	12:39:40.341	53.902	+0.062	38.494	15.408	12	12:40:45.312	54.324	+0.186	38.705	15.619
12	12:40:34.746	54.405	+0.565	38.597	15.808	(624) Noah Beckmann					
(628) Konstantin Titze						1	12:30:36.266	59.994	+5.300	44.141	15.853
1	12:30:34.743	58.412	+4.413	42.680	15.732	2	12:31:32.307	56.041	+1.347	40.200	15.841
						3	12:32:28.244	55.937	+1.243	40.339	15.598
						4	12:33:23.605	55.361	+0.667	39.627	15.734



INT. ADAC Kartrennen Mülsen
X30 JUNIOR
Arena E Mülsen 1,315 Km
Super Heat
21.04.2024 12:25
Race (12 Laps) started at 12:29:36

Lap	Time of Day	Lap Tm	Diff	S1 Tm	S2 Tm
5	12:34:18.918	55.313	+0.619	39.694	15.619
6	12:35:14.328	55.410	+0.716	39.669	15.741
7	12:36:09.478	55.150	+0.456	39.573	15.577
8	12:37:04.581	55.103	+0.409	39.458	15.645
9	12:37:59.431	54.850	+0.156	39.351	15.499
10	12:38:55.739	56.308	+1.614	40.678	15.630
11	12:39:50.433	54.694		39.177	15.517
12	12:40:45.430	54.997	+0.303	39.159	15.838

(670) Emil Drelok

1	12:30:39.131	1:02.644	+8.135	46.628	16.016
2	12:31:36.675	57.544	+3.035	41.464	16.080
3	12:32:32.390	55.715	+1.206	40.157	15.558
4	12:33:29.063	56.673	+2.164	41.005	15.668
5	12:34:24.275	55.212	+0.703	39.668	15.544
6	12:35:20.205	55.930	+1.421	40.235	15.695
7	12:36:14.979	54.774	+0.265	39.095	15.679
8	12:37:09.950	54.971	+0.462	39.116	15.855
9	12:38:04.459	54.509		38.885	15.624
10	12:38:59.076	54.617	+0.108	38.983	15.634
11	12:39:53.609	54.533	+0.024	38.930	15.603
12	12:40:48.124	54.515	+0.006	38.930	15.585

(614) Julian Bub

1	12:30:42.423	1:05.151	+11.221	49.233	15.918
2	12:31:39.544	57.121	+3.191	41.355	15.766
3	12:32:36.168	56.624	+2.694	40.753	15.871
4	12:33:32.446	56.278	+2.348	39.997	16.281
5	12:34:27.828	55.382	+1.452	39.962	15.420
6	12:35:22.172	54.344	+0.414	38.889	15.455
7	12:36:16.503	54.331	+0.401	38.901	15.430
8	12:37:10.664	54.161	+0.231	38.731	15.430
9	12:38:05.428	54.764	+0.834	38.787	15.977
10	12:39:00.238	54.810	+0.880	39.278	15.532
11	12:39:54.168	53.930		38.587	15.343
12	12:40:48.240	54.072	+0.142	38.603	15.469

(621) Finley Hölzel

1	12:30:39.555	1:02.812	+8.485	46.978	15.834
2	12:31:37.706	58.151	+3.824	41.897	16.254
3	12:32:33.394	55.688	+1.361	40.038	15.650
4	12:33:31.372	57.978	+3.651	41.936	16.042
5	12:34:26.806	55.434	+1.107	39.709	15.725
6	12:35:21.617	54.811	+0.484	39.301	15.510
7	12:36:16.232	54.615	+0.288	39.006	15.609
8	12:37:11.172	54.940	+0.613	39.385	15.555
9	12:38:05.499	54.327		38.836	15.491
10	12:39:00.717	55.218	+0.891	39.688	15.530
11	12:39:55.173	54.456	+0.129	38.960	15.496
12	12:40:49.646	54.473	+0.146	38.920	15.553

(701) Charles Troxler

1	12:30:38.716	1:01.866	+7.277	45.768	16.098
2	12:31:36.134	57.418	+2.829	41.615	15.803
3	12:32:32.318	56.184	+1.595	40.609	15.575
4	12:33:29.455	57.137	+2.548	41.407	15.730
5	12:34:24.977	55.522	+0.933	39.861	15.661
6	12:35:20.425	55.448	+0.859	39.895	15.553
7	12:36:15.104	54.679	+0.090	39.253	15.426
8	12:37:10.287	55.183	+0.594	39.550	15.633
9	12:38:05.699	55.412	+0.823	39.074	16.338
10	12:39:00.794	55.095	+0.506	39.718	15.377
11	12:39:55.488	54.694	+0.105	39.201	15.493
12	12:40:50.077	54.589		39.155	15.434

(695) Gabrijel Hofmann

1	12:30:39.503	1:02.691	+8.346	46.643	16.048
2	12:31:37.974	58.471	+4.126	41.989	16.482
3	12:32:33.606	55.632	+1.287	40.050	15.582
4	12:33:31.945	58.339	+3.994	41.863	16.476
5	12:34:27.189	55.244	+0.899	39.618	15.626
6	12:35:22.051	54.862	+0.517	39.272	15.590
7	12:36:17.728	55.677	+1.332	40.010	15.667

Lap	Time of Day	Lap Tm	Diff	S1 Tm	S2 Tm
8	12:37:12.719	54.991	+0.646	39.321	15.670
9	12:38:07.529	54.810	+0.465	39.130	15.680
10	12:39:01.874	54.345		38.877	15.468
11	12:39:56.250	54.376	+0.031	38.934	15.442
12	12:40:51.105	54.855	+0.510	39.154	15.701

(637) Jan Alessio Stutz

1	12:30:40.443	1:03.253	+8.426	47.229	16.024
2	12:31:38.101	57.658	+2.831	41.222	16.436
3	12:32:33.768	55.667	+0.840	40.110	15.557
4	12:33:32.110	58.342	+3.515	41.827	16.515
5	12:34:28.961	56.851	+2.024	41.260	15.591
6	12:35:23.988	55.027	+0.200	39.516	15.511
7	12:36:20.170	56.182	+1.355	40.645	15.537
8	12:37:14.997	54.827		39.360	15.467
9	12:38:10.027	55.030	+0.203	39.559	15.471
10	12:39:05.070	55.043	+0.216	39.445	15.598
11	12:40:00.233	55.163	+0.336	39.571	15.592
12	12:40:55.160	54.927	+0.100	39.386	15.541

(617) Noah Daniel Nölken

1	12:30:45.600	1:08.037	+14.051	51.655	16.382
2	12:31:42.973	57.373	+3.387	41.829	15.544
3	12:32:37.961	54.988	+1.002	39.542	15.446
4	12:33:33.271	55.310	+1.324	39.996	15.314
5	12:34:33.507	1:00.236	+6.250	44.617	15.619
6	12:35:29.626	56.119	+2.133	40.352	15.767
7	12:36:24.314	54.688	+0.702	39.216	15.472
8	12:37:18.488	54.174	+0.188	38.821	15.353
9	12:38:12.474	53.986		38.649	15.337
10	12:39:07.222	54.748	+0.762	39.294	15.454
11	12:40:01.304	54.082	+0.096	38.811	15.271
12	12:40:55.863	54.559	+0.573	39.041	15.518

(626) Ben Gallert


1	12:30:43.866	1:06.510	+11.814	50.159	16.351
2	12:31:41.547	57.681	+2.985	41.661	16.020
3	12:32:37.300	55.753	+1.057	40.238	15.515
4	12:33:33.854	56.554	+1.858	40.935	15.619
5	12:34:30.160	56.306	+1.610	40.695	15.611
6	12:35:26.571	56.411	+1.715	40.577	15.834
7	12:36:21.508	54.937	+0.241	39.438	15.499
8	12:37:16.425	54.917	+0.221	39.380	15.537
9	12:38:11.188	54.763	+0.067	39.079	15.684
10	12:39:05.884	54.696		39.345	15.351
11	12:40:00.962	55.078	+0.382	39.675	15.403
12	12:40:56.544	55.582	+0.886	39.944	15.638

(680) Tobias Hinterstoißer

1	12:30:43.340	1:05.737	+11.063	49.458	16.279
2	12:31:40.172	56.832	+2.158	41.150	15.682
3	12:32:36.215	56.043	+1.369	40.312	15.731
4	12:33:32.955	56.740	+2.066	40.710	16.030
5	12:34:29.916	56.961	+2.287	41.195	15.766
6	12:35:26.622	56.706	+2.032	40.718	15.988
7	12:36:22.110	55.488	+0.814	39.926	15.562
8	12:37:17.654	55.544	+0.870	39.886	15.658
9	12:38:12.337	54.683	+0.009	39.266	15.417
10	12:39:08.071	55.734	+1.060	40.265	15.469
11	12:40:02.927	54.856	+0.182	39.237	15.619
12	12:40:57.601	54.674		39.219	15.455

(676) Fabian Burgstahler

1	12:30:43.283	1:05.848	+11.055	49.531	16.317
2	12:31:40.435	57.152	+2.359	41.371	15.781
3	12:32:37.185	56.750	+1.957	40.909	15.841
4	12:33:33.213	56.028	+1.235	40.328	15.700
5	12:34:30.015	56.802	+2.009	41.157	15.645
6	12:35:26.197	56.182	+1.389	40.364	15.818
7	12:36:21.447	55.250	+0.457	39.486	15.764
8	12:37:17.197	55.750	+0.957	40.043	15.707
9	12:38:12.184	54.987	+0.194	39.244	15.743
10	12:39:08.013	55.829	+1.036	40.253	15.576

Orbits


INT. ADAC Kartrennen Mülsen

X30 JUNIOR

Arena E Mülsen 1,315 Km

Super Heat

21.04.2024 12:25

Race (12 Laps) started at 12:29:36

Lap	Time of Day	Lap Tm	Diff	S1 Tm	S2 Tm
11	12:40:02.806	54.793		39.183	15.610
12	12:40:58.459	55.653	+0.860	39.946	15.707

(644) Gustav Schreiber					
1	12:30:44.080	1:06.283	+11.444	49.905	16.378
2	12:31:43.792	59.712	+4.873	43.906	15.806
3	12:32:39.701	55.909	+1.070	40.174	15.735
4	12:33:36.291	56.590	+1.751	41.071	15.519
5	12:34:32.740	56.449	+1.610	40.729	15.720
6	12:35:27.858	55.118	+0.279	39.406	15.712
7	12:36:22.697	54.839		39.267	15.572
8	12:37:17.864	55.167	+0.328	39.521	15.646
9	12:38:13.427	55.563	+0.724	39.680	15.883
10	12:39:08.358	54.931	+0.092	39.369	15.562
11	12:40:03.223	54.865	+0.026	39.186	15.679
12	12:40:58.495	55.272	+0.433	39.652	15.620

(612) Semir Velija					
1	12:30:41.607	1:04.479	+9.413	48.096	16.383
2	12:31:38.920	57.313	+2.247	41.390	15.923
3	12:32:34.947	56.027	+0.961	40.239	15.788
4	12:33:32.034	57.087	+2.021	40.916	16.171
5	12:34:27.752	55.718	+0.652	40.065	15.653
6	12:35:23.425	55.673	+0.607	39.898	15.775
7	12:36:18.952	55.527	+0.461	39.796	15.731
8	12:37:14.342	55.390	+0.324	39.633	15.757
9	12:38:09.646	55.304	+0.238	39.668	15.636
10	12:39:05.258	55.612	+0.546	40.047	15.565
11	12:40:00.390	55.132	+0.066	39.616	15.516
12	12:40:55.456	55.066		39.536	15.530

(616) Noah Schmitt					
1	12:30:41.792	1:04.746	+9.717	48.703	16.043
2	12:31:39.164	57.372	+2.343	41.624	15.748
3	12:32:35.270	56.106	+1.077	40.520	15.586
4	12:33:32.193	56.923	+1.894	40.763	16.160
5	12:34:28.814	56.621	+1.592	40.947	15.674
6	12:35:23.909	55.095	+0.066	39.479	15.616
7	12:36:19.574	55.665	+0.636	40.112	15.553
8	12:37:14.830	55.256	+0.227	39.641	15.615
9	12:38:10.337	55.507	+0.478	40.027	15.480
10	12:39:05.433	55.096	+0.067	39.633	15.463
11	12:40:00.666	55.233	+0.204	39.831	15.402
12	12:40:55.695	55.029		39.573	15.456

(666) Valentin Knödel					
1	12:30:43.684	1:05.673	+10.550	49.251	16.422
2	12:31:41.531	57.847	+2.724	41.713	16.134
3	12:32:39.192	57.661	+2.538	41.722	15.939
4	12:33:36.171	56.979	+1.856	41.086	15.893
5	12:34:32.681	56.510	+1.387	40.596	15.914
6	12:35:28.580	55.899	+0.776	40.023	15.876
7	12:36:24.285	55.705	+0.582	39.917	15.788
8	12:37:19.964	55.679	+0.556	39.775	15.904
9	12:38:15.331	55.367	+0.244	39.418	15.949
10	12:39:10.770	55.439	+0.316	39.604	15.835
11	12:40:06.048	55.278	+0.155	39.480	15.798
12	12:41:01.171	55.123		39.359	15.764

(684) Ben Götz					
1	12:30:42.313	1:04.781	+10.003	48.616	16.165
2	12:31:39.358	57.045	+2.267	41.313	15.732
3	12:32:36.155	56.797	+2.019	40.837	15.960
4	12:33:32.804	56.649	+1.871	40.376	16.273
5	12:34:29.508	56.704	+1.926	41.038	15.666
6	12:35:24.934	55.426	+0.648	39.731	15.695
7	12:36:20.353	55.419	+0.641	39.957	15.462
8	12:37:15.131	54.778		39.363	15.415
9	12:38:10.442	55.311	+0.533	39.908	15.403
10	12:39:05.633	55.191	+0.413	39.837	15.354
11	12:40:00.882	55.249	+0.471	39.800	15.449
12	12:40:56.615	55.733	+0.955	40.219	15.514

Lap	Time of Day	Lap Tm	Diff	S1 Tm	S2 Tm
(661) Lenn Abbas					
1	12:30:37.053	1:00.624	+5.747	44.712	15.912
2	12:31:36.788	59.735	+4.858	43.256	16.479
3	12:32:32.621	55.833	+0.956	40.193	15.640
4	12:33:32.903	1:00.282	+5.405	43.428	16.854
5	12:34:29.450	56.547	+1.670	40.771	15.776
6	12:35:25.322	55.872	+0.995	40.176	15.696
7	12:36:20.714	55.392	+0.515	39.811	15.581
8	12:37:15.591	54.877		39.287	15.590
9	12:38:11.160	55.569	+0.692	39.802	15.767
10	12:39:06.251	55.091	+0.214	39.633	15.458
11	12:40:01.776	55.525	+0.648	39.757	15.768
12	12:40:56.804	55.028	+0.151	39.645	15.383

(655) Edwin Schreiber					
1	12:30:44.347	1:06.554	+11.346	50.083	16.471
2	12:31:45.090	1:00.743	+5.535	44.706	16.037
3	12:32:41.460	56.370	+1.162	40.383	15.987
4	12:33:37.319	55.859	+0.651	40.189	15.670
5	12:34:33.444	56.125	+0.917	40.339	15.786
6	12:35:30.314	56.870	+1.662	40.836	16.034
7	12:36:25.832	55.518	+0.310	39.802	15.716
8	12:37:21.395	55.563	+0.355	39.756	15.807
9	12:38:16.735	55.340	+0.132	39.597	15.743
10	12:39:11.943	55.208		39.587	15.621
11	12:40:07.609	55.666	+0.458	39.915	15.751
12	12:41:03.005	55.396	+0.188	39.584	15.812


(611) Joelina Denzel					
1	12:30:48.409	1:10.981	+16.217	54.256	16.725
2	12:31:46.525	58.116	+3.352	42.214	15.902
3	12:32:43.512	56.987	+2.223	41.122	15.865
4	12:33:39.438	55.926	+1.162	40.005	15.921
5	12:34:35.617	56.179	+1.415	40.349	15.830
6	12:35:31.244	55.627	+0.863	39.924	15.703
7	12:36:26.570	55.326	+0.562	39.828	15.498
8	12:37:21.804	55.234	+0.470	39.556	15.678
9	12:38:16.756	54.952	+0.188	39.365	15.587
10	12:39:11.610	54.854	+0.090	39.186	15.668
11	12:40:08.831	57.221	+2.457	41.401	15.820
12	12:41:03.595	54.764		39.156	15.608

(607) Noah Eichele					
1	12:30:44.824	1:07.164	+12.287	50.836	16.328
2	12:31:42.909	58.085	+3.208	42.206	15.879
3	12:32:39.353	56.444	+1.567	40.502	15.942
4	12:33:36.231	56.878	+2.001	41.213	15.665
5	12:34:33.028	56.797	+1.920	41.032	15.765
6	12:35:30.526	57.498	+2.621	40.648	16.850
7	12:36:26.040	55.514	+0.637	39.841	15.673
8	12:37:22.025	55.985	+1.108	39.900	16.085
9	12:38:17.337	55.312	+0.435	39.666	15.646
10	12:39:12.527	55.190	+0.313	39.524	15.666
11	12:40:09.097	56.570	+1.693	40.911	15.659
12	12:41:03.974	54.877		39.319	15.558

(623) Charlotte Tille					
1	12:30:45.545	1:07.351	+12.320	50.898	16.453
2	12:31:44.488	58.943	+3.912	43.040	15.903
3	12:32:40.489	56.001	+0.970	40.175	15.826
4	12:33:36.758	56.269	+1.238	40.581	15.688
5	12:34:33.097	56.339	+1.308	40.682	15.657
6	12:35:30.826	57.729	+2.698	42.019	15.710
7	12:36:26.537	55.711	+0.680	40.063	15.648
8	12:37:22.173	55.636	+0.605	39.903	15.733
9	12:38:17.683	55.514	+0.483	39.847	15.667
10	12:39:12.813	55.126	+0.095	39.568	15.558
11	12:40:09.255	56.442	+1.411	40.833	15.609
12	12:41:04.286	55.031		39.358	15.673

(678) Noah Diewold					
1	12:30:42.246	1:05.193	+9.841	48.623	16.570
2	12:31:40.116	57.870	+2.518	41.930	15.940

Orbits



INT. ADAC Kartrennen Mülsen

X30 JUNIOR

Arena E Mülsen 1,315 Km

Super Heat

21.04.2024 12:25

Race (12 Laps) started at 12:29:36

Lap	Time of Day	Lap Tm	Diff	S1 Tm	S2 Tm	Lap	Time of Day	Lap Tm	Diff	S1 Tm	S2 Tm
3	12:32:37.081	56.965	+1.613	41.004	15.961						
4	12:33:34.561	57.480	+2.128	41.597	15.883						
5	12:34:31.192	56.631	+1.279	40.747	15.884						
6	12:35:26.982	55.790	+0.438	39.999	15.791						
7	12:36:22.334	55.352		39.758	15.594						
8	12:37:17.809	55.475	+0.123	39.753	15.722						
9	12:38:13.711	55.902	+0.550	40.147	15.755						
10	12:39:09.115	55.404	+0.052	39.624	15.780						
11	12:40:04.655	55.540	+0.188	39.764	15.776						
12	12:41:00.151	55.496	+0.144	39.719	15.777						

(699) Lenn Göckmann

1	12:30:45.128	1:07.224	+12.052	50.830	16.394
2	12:31:48.560	1:03.432	+8.260	47.104	16.328
3	12:32:45.139	56.579	+1.407	40.685	15.894
4	12:33:41.246	56.107	+0.935	40.274	15.833
5	12:34:36.851	55.605	+0.433	39.821	15.784
6	12:35:32.306	55.455	+0.283	39.804	15.651
7	12:36:27.724	55.418	+0.246	39.756	15.662
8	12:37:22.896	55.172		39.453	15.719
9	12:38:18.233	55.337	+0.165	39.765	15.572
10	12:39:13.431	55.198	+0.026	39.604	15.594
11	12:40:09.551	56.120	+0.948	40.498	15.622
12	12:41:04.746	55.195	+0.023	39.561	15.634

(610) Lias Erbersdobler

1	12:30:45.277	1:07.150	+12.109	50.741	16.409
2	12:31:45.545	1:00.268	+5.227	44.329	15.939
3	12:32:41.637	56.092	+1.051	40.080	16.012
4	12:33:37.429	55.792	+0.751	40.200	15.592
5	12:34:33.734	56.305	+1.264	40.642	15.663
6	12:35:30.998	57.264	+2.223	41.474	15.790
7	12:36:26.856	55.858	+0.817	40.343	15.515
8	12:37:22.312	55.456	+0.415	39.847	15.609
9	12:38:17.832	55.520	+0.479	40.039	15.481
10	12:39:12.873	55.041		39.640	15.401
11	12:40:09.698	56.825	+1.784	41.165	15.660
12	12:41:05.428	55.730	+0.689	39.821	15.909

(606) Manuel Lettner

1	12:30:39.922	1:02.935	+8.110	47.004	15.931
2	12:31:37.109	57.187	+2.362	41.141	16.046
3	12:32:33.308	56.199	+1.374	40.331	15.868
4	12:33:49.435	1:16.127	+21.302	59.150	16.977
5	12:34:46.112	56.677	+1.852	40.667	16.010
6	12:35:41.558	55.446	+0.621	39.589	15.857
7	12:36:37.047	55.489	+0.664	39.615	15.874
8	12:37:32.381	55.334	+0.509	39.554	15.780
9	12:38:27.630	55.249	+0.424	39.293	15.956
10	12:39:22.710	55.080	+0.255	39.293	15.787
11	12:40:17.535	54.825		39.088	15.737
12	12:41:12.485	54.950	+0.125	39.269	15.681

(693) Tom Wickop

1	12:30:38.287	1:01.631	+6.379	45.676	15.955
2	12:31:34.770	56.483	+1.231	40.822	15.661
3	12:32:31.903	57.133	+1.881	41.460	15.673
4	12:33:28.865	56.962	+1.710	41.362	15.600
5	12:34:24.117	55.252		39.728	15.524